

## 2024 Headlines

Responses: ∇



The 2024 Civil Service People Survey ran from 10 September to 8 October. 354,962 people, from 103 Civil Service organisations, completed the survey; giving us an overall response rate of 61%.

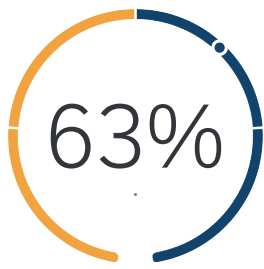
In this page you will find your Employee Engagement Index, the nine Core Theme Scores, and the Discrimination, Bullying and Harassment rates.

The scores are presented in the following order: your percent positive theme score first (in blue), then your percent neutral (in grey), and at the end your percent negative (in orange).

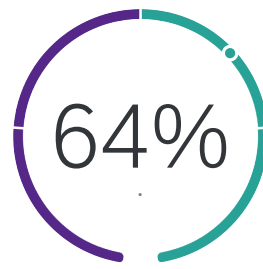
# 283

## Your Employee Engagement Index - 2024 vs 2023

Your 2024 Employment Engagement Index. ∇



Your 2023 Employment Engagement Index. ∇



## Core Themes

My Work Theme Score

# 79%



vs 2023



Organisational Objectives and Purpose Theme Score

# 87%



vs 2023



My Manager Theme Score

# 79%



vs 2023



My Team Theme Score

# 81%



vs 2023



Learning and Development Theme Score

# 50%



vs 2023



Inclusion and Fair Treatment Theme Score

# 80%



vs 2023



Resources and Workload Theme Score

# 76%



vs 2023



Pay and Benefits Theme Score

# 37%



vs 2023



Leadership and Managing Change Theme Score

# 59%



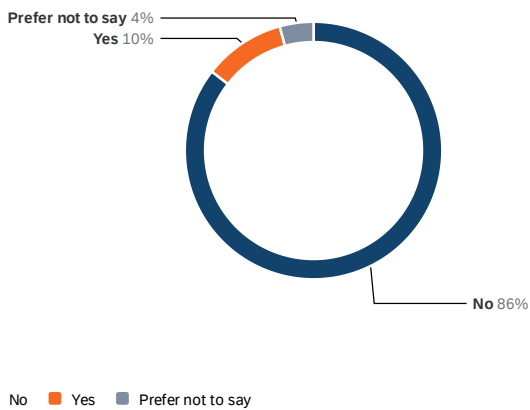
vs 2023

0

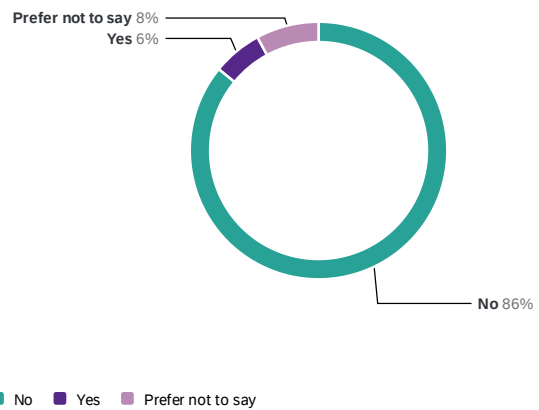
## Discrimination, Bullying and Harassment - 2024 vs 2023

Note: In order to preserve respondent anonymity, we apply primary and secondary suppression to the data for sensitive questions when combined response counts are less than ten.

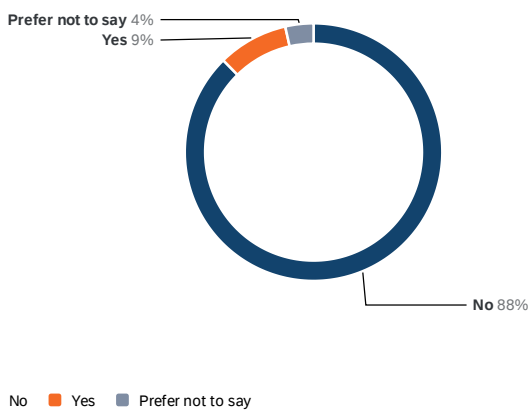
2024 Discriminated against grouped ∇



2023 Discriminated against grouped ∇



2024 Bullied and or Harassed grouped ∇



2023 Bullied and or Harassed grouped ∇

