



2022 Headlines

Responses:

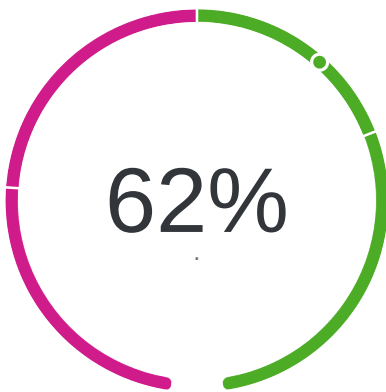
301

The 2022 Civil Service People Survey ran from 22 September to 31 October. 346,957 people, from 102 Civil Service organisations, completed the survey; giving us an overall response rate of 65%.

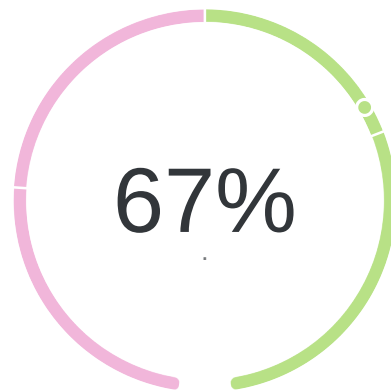
Here you'll find your Employee Engagement Index, the nine Core Theme Scores, and the Discrimination, Bullying and Harassment rates. Your percent positive theme score is shown in green and the centre of the chart. Your percent neutral is in grey, and percent negative in pink.

Your Employee Engagement Index - 2022 vs 2021

Your 2022 Employee Engagement Index.

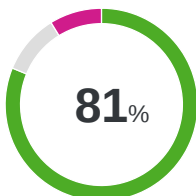


Your 2021 Employee Engagement Index.



Core Themes

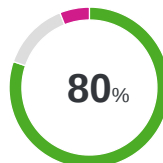
My Work Theme Score



vs 2021

▼ 6

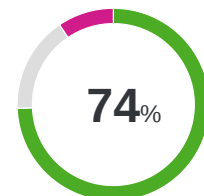
Organisational Objectives & Purpose Theme Score



vs 2021

▼ 9

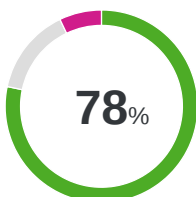
My Manager Theme Score



vs 2021

▼ 5

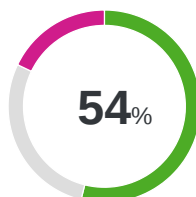
My Team Theme Score



vs 2021

▼ 6

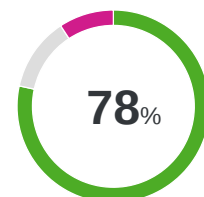
Learning & Development Theme Score



vs 2021

▼ 7

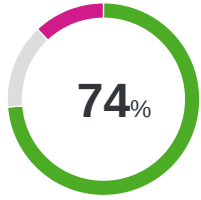
Inclusion & Fair Treatment Theme Score



vs 2021

▼ 6

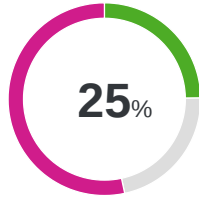
Resources and Workload Theme Score



vs 2021

▼ 6

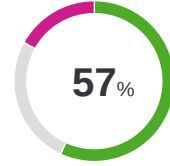
Pay & Benefits Theme Score



vs 2021

▼ 9

Leadership & Managing Change Theme Score



vs 2021

▼ 11

Discrimination, Bullying and Harassment - 2022 vs 2021

2022 Discriminated against grouped ▼



■ No ■ Yes
■ Prefer not to say

2021 Discriminated against grouped ▼



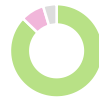
■ No ■ Yes
■ Prefer not to say

2022 Bullied/Harrassed grouped ▼



■ No ■ Prefer not to say
■ Yes

2021 Bullied/Harrassed grouped ▼



■ No ■ Yes
■ Prefer not to say